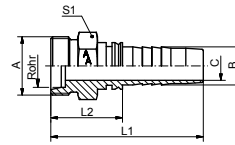




CES

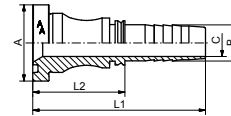


Pressnippel CES, mit 24° Konus, Schneidringanschluss, schwere Reihe

Pressnipple CES, cone 24° for cutting ring connection, heavy duty series

DN	Rohr	A	B / mm	C / mm	L1 / mm	L2 / mm	S1	Art.Nr.
20	25	M36x2	19.7	14.0	100.0	53.0	41	8400DN20
25	30	M42x2	26.0	18.0	115.0	59.0	46	8400DN25
32	38	M52x2	32.2	24.0	132.5	44.5	55	8400DN32

SFL

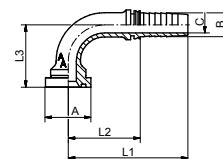


Pressnippel SFL, mit Flansch 3000 PSI, leichte Reihe

Pressnipple SFL, flange connection 3000 PSI, light duty series

DN	A	B / mm	C / mm	L1 / mm	L2 / mm	Art.Nr.
20	3/4-38,1	19.7	14.0	105.0	58.0	8750DN20
25	1-44,5	26.0	18.0	120.0	64.0	8750DN25
32	1 1/4-50,8	32.2	24.0	154.4	66.4	8750DN32
40	1 1/2-60,3	40.0	28.0	166.0	94.0	8750DN40
50	2-71,3	51.6	40.0	168.7	70.7	8750DN50

SFL 90°



Pressnippel SFL 90°, mit Flansch 3000 PSI, leichte Reihe

Pressnipple SFL 90°, flange connection 3000 PSI, light duty series

DN	A	B / mm	C / mm	L1 / mm	L2 / mm	L3 / mm	Art.Nr.
20	3/4-38,1	19.7	14.0	134.5	87.5	67,0	8752DN20
25	1-44,5	26.0	20.0	154.7	98.7	85,0	8752DN25
32	1 1/4-50,8	32.2	24.0	178.0	111.0	105,5	8752DN32
40	1 1/2-60,3	38.7	30.0	199.0	127.0	108,0	8752DN40
50	2-71,3	51.6	40.0	215.0	145.0	106,0	8752DN50