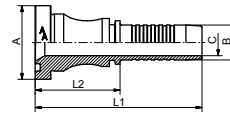


## SFL

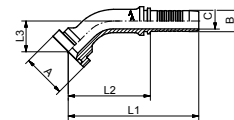


Pressnippel SFL, mit Flansch 3000 PSI, leichte Reihe

Pressnipple SFL, flange connection 3000 PSI, light duty series

DN	A	B / mm	C / mm	L1 / mm	L2 / mm	Art.Nr.
12	1/2-30,2	12.8	9.5	81.0	45.7	4750DN12
16	3/4-38,1	16.0	12.6	84.6	46.3	4750DN16
20	3/4-38,1	19.1	14.8	92.6	46.8	4750DN20
20	1-44,5	19.1	14.8	95.1	49.3	4750DN20G08
25	1-44,5	25.9	20.0	103.0	48.0	4750DN25
32	1 1/4-50,8	32.5	26.0	129.4	69.6	4750DN32
40	1 1/2-60,3	38.9	31.0	127.0	59.5	4750DN40
40	2-71,4	38.9	31.0	139.7	72.2	4750DN40G16
50	2-71,4	51.6	40.0	147.2	79.7	4750DN50

## SFL 45°

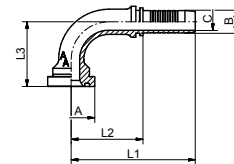


Pressnippel SFL 45°, mit Flansch 3000 PSI, leichte Reihe

Pressnipple SFL 45°, flange connection 3000 PSI, light duty series

DN	A	B / mm	C / mm	L1 / mm	L2 / mm	L3 / mm	Art.Nr.
12	1/2-30,2	12.8	9.5	87.0	51.5	22,0	4751DN12
16	3/4-38,1	16.0	12.6	102.0	63.7	27,0	4751DN16
20	3/4-38,1	19.1	14.8	120.0	74.2	29,5	4751DN20
25	1-44,5	25.9	20.0	136.0	81.0	32,5	4751DN25
32	1 1/4-50,8	32.5	26.0	160.0	100.2	39,0	4751DN32
40	1 1/2-60,3	38.9	31.0	197.0	129.5	44,0	4751DN40
50	2-71,4	51.6	40.0	223.5	148.5	67,0	4751DN50

## SFL 90°



Pressnippel SFL 90°, mit Flansch 3000 PSI, leichte Reihe

Pressnipple SFL 90°, flange connection 3000 PSI, light duty series

DN	A	B / mm	C / mm	L1 / mm	L2 / mm	L3 / mm	Art.Nr.
12	1/2-30,2	12.8	9.5	77.0	41.7	41.5	4752DN12
16	3/4-38,1	16.0	12.6	100.5	62.0	56.0	4752DN16
16	1-44,5	16.0	12.6	87.0	48.7	59.0	4752DN16G08
20	3/4-38,1	19.1	14.8	99.0	53.2	57.0	4752DN20
20	1-44,5	19.1	14.8	127.0	81.0	70.0	4752DN20G08
25	1-44,5	25.9	20.0	130.0	75.0	66.0	4752DN25
32	1 1/4-50,8	32.5	26.0	150.0	90.2	84.0	4752DN32
40	1 1/2-60,3	38.9	31.0	179.0	111.5	105.0	4752DN40
50	2-71,4	51.6	40.0	200.0	125.0	138.0	4752DN50