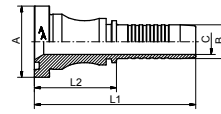




SFS

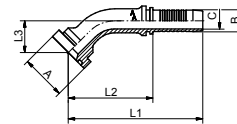


Pressnippel SFS, mit Flansch 6000 PSI, schwere Reihe

Pressnipple SFS, flange connection 6000 PSI, heavy duty series

| DN | A | B / mm | C / mm | L1 / mm | L2 / mm | Art.Nr. |
|----|------------|--------|--------|---------|---------|-------------|
| 12 | 1/2-31,8 | 12.8 | 9.5 | 81.0 | 45.7 | 4760DN12 |
| 16 | 3/4-41,3 | 16.0 | 12.6 | 84.0 | 45.7 | 4760DN16 |
| 20 | 3/4-41,3 | 19.1 | 14.8 | 93.6 | 47.8 | 4760DN20 |
| 20 | 1-47,6 | 19.1 | 14.8 | 96.6 | 50.8 | 4760DN20G08 |
| 25 | 1-47,6 | 25.9 | 20.0 | 103.0 | 48.0 | 4760DN25 |
| 32 | 1 1/4-54,0 | 32.5 | 26.0 | 133.2 | 73.4 | 4760DN32 |
| 40 | 1 1/2-63,5 | 38.9 | 31.0 | 140.0 | 72.5 | 4760DN40 |
| 50 | 2-79,4 | 51.6 | 40.0 | 150.2 | 82.7 | 4760DN50 |

SFS 45°

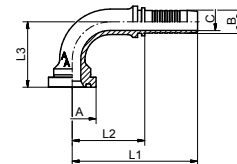


Pressnippel SFS 45°, mit Flansch 6000 PSI, schwere Reihe

Pressnipple SFS 45°, flange connection 6000 PSI, heavy duty series

| DN | A | B / mm | C / mm | L1 / mm | L2 / mm | L3 / mm | Art.Nr. |
|----|------------|--------|--------|---------|---------|---------|-------------|
| 12 | 3/4-41,3 | 12.8 | 9.5 | 92.0 | 56.7 | 29.0 | 4761DN12G06 |
| 16 | 1/2-31,8 | 16.0 | 12.6 | 102.0 | 63.7 | 22.0 | 4761DN16G04 |
| 16 | 3/4-41,3 | 16.0 | 12.6 | 98.0 | 59.7 | 28.0 | 4761DN16 |
| 20 | 1-47,6 | 19.1 | 14.8 | 125.0 | 79.2 | 35.0 | 4761DN20G08 |
| 25 | 1-47,6 | 25.9 | 20.0 | 140.0 | 85.0 | 36.0 | 4761DN25 |
| 25 | 1 1/4-54,0 | 25.9 | 20.0 | 153.0 | 98.0 | 36.0 | 4761DN25G10 |

SFS 90°



Pressnippel SFS 90°, mit Flansch 6000 PSI, schwere Reihe

Pressnipple SFS 90°, flange connection 6000 PSI, heavy duty series

| DN | A | B / mm | C / mm | L1 / mm | L2 / mm | L3 / mm | Art.Nr. |
|----|------------|--------|--------|---------|---------|---------|-------------|
| 12 | 1/2-31,8 | 12.8 | 9.5 | 78.0 | 42.7 | 42.0 | 4762DN12 |
| 16 | 1/2-31,8 | 16.0 | 12.6 | 95.0 | 56.7 | 48.0 | 4762DN16G04 |
| 16 | 3/4-41,3 | 16.0 | 12.6 | 88.0 | 49.7 | 52.0 | 4762DN16 |
| 20 | 3/4-41,3 | 19.1 | 14.8 | 104.0 | 58.2 | 56.0 | 4762DN20 |
| 20 | 1-47,6 | 19.1 | 14.8 | 110.0 | 64.2 | 63.0 | 4762DN20G08 |
| 25 | 1-47,6 | 25.9 | 20.0 | 131.0 | 76.0 | 66.0 | 4762DN25 |
| 32 | 1 1/4-54,0 | 32.5 | 26.0 | 152.0 | 92.2 | 82.0 | 4762DN32 |
| 40 | 1 1/2-63,5 | 38.9 | 31.0 | 173.0 | 105.5 | 107.0 | 4762DN40 |
| 50 | 2-79,4 | 51.6 | 40.0 | 200.0 | 125.0 | 140.0 | 4762DN50 |